

# The relationship between dentures and oral physiology



By 韩奕能  
1253422

# denture

**Fixed denture**

**Removable denture**

**Implant denture**

removable partial denture

(可摘局部义齿)

complete denture (全口义齿)

over denture (覆盖义齿)

immediate denture(即刻义齿)





a good pair of  
denture improves  
patient's quality of  
life

Why?



an unsuitable pair of  
denture makes patients  
feel uncomfortable, also  
does harms to their oral  
health



卫生部“十二五”规划教材

Future dentist learn oral physiology well



# 口腔解剖生理学

第7版

主审 皮昕

主编 王美青 副主编 何三纲



含实验教程



附光盘



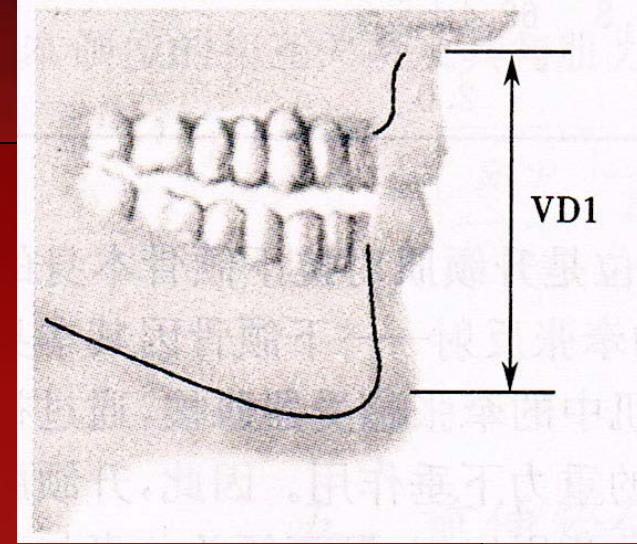
人民卫生出版社  
PEOPLE'S MEDICAL PUBLISHING HOUSE

# 1、jaw position

intercuspal position(ICP)

retruded contact position(RCP)

mandibular postural position(MPP)



vertical distance is measured too short  
(the MMP is abnormal)




\*the attrition(磨损) of teeth

\*give much more load to the teeth, periodontium(牙周组织)  
and the TMJ.



the dysfunction of stomatognathic system(口颌系统)



## 2、 occlusion

### **Fabricating (制作) dentures**

making an impression and  
a wax bite to determine  
vertical dimensions of occlusion



If dentists haven't got a proper occlusion, the dentures will not be properly made. Then patients will feel painful , and even the incisive papillae (切牙乳头) will be pressed, leading to a severe headache.



### 3、 lateral occlusal relations

canine protected occlusion  
group functional occlusion



**Natural dentitions:** no contact in nonworking side  
**Complete denture:** balanced occlusion



## 4、Surface landmarks

### Camper's plane: (鼻翼耳屏线)

a plane passing from the acanthion to the center of each bony external auditory meatus.

It is often used as a reference plane when teeth are lost.

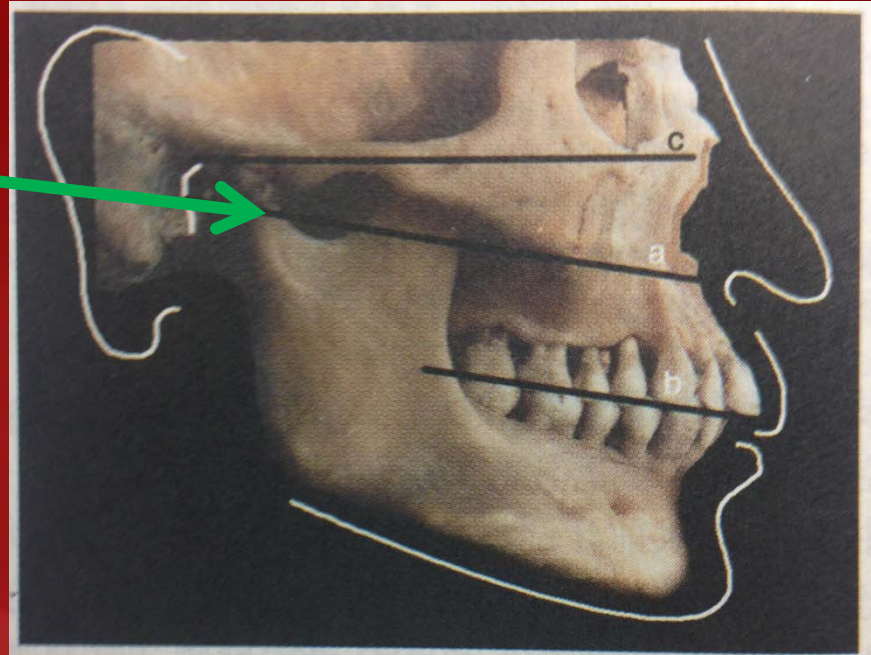
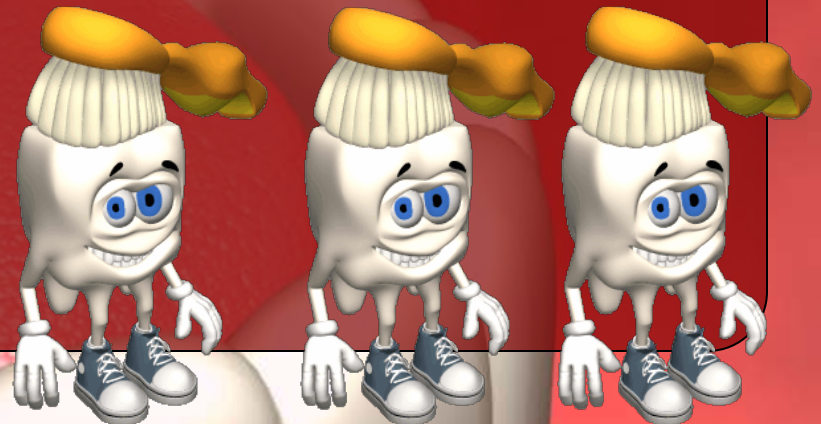


图 3-34 鼻翼耳屏线(a)、殆平面(b)与眶耳平面(c)





# 5、mastication

- \***the masticatory efficiency** : still can't compare with the natural teeth (not eat something too hard)
- \***wearing dentures** : bite bilaterally and simultaneously(双侧同时)
- \***normal people** : bite bilaterally and alternately(双侧交替)
- \***the periodontal potential** (牙周潜力) : the basic in designing dentures. It is used to afford the biting force suffered by dentures.



## 6、improve patients' appearance and pronunciation



1、give a natural appearance to the face

2、provide support for the lips and cheeks

3、speak better



# 7、 reactions after wearing dentures

## A、 more saliva

wear dentures



the brain senses the appliance and interprets it as 'food'



sending messages to the salivary glands to produce more saliva and to secrete it at a higher rate



after 12~24 hours

return to normal output.





# 7、 reactions after wearing dentures


## B Gagging(恶心)

\*The denture is too loose, too thick or extended too far posteriorly onto the soft palate.

\*psychological denial(拒绝) of the denture.

## C gingivitis (牙龈炎)

caused by the accumulation of dental plaque.



# 7、 reactions after wearing dentures

## D loss of taste sensations

taste papillae located on

tongue

soft and hard palate(软、硬腭)

pharynx (咽)

epiglottis (会厌)

larynx (喉)



# SUMMARY

- Jaw position
- Occlusion
- Lateral occlusal relations
- Surface landmarks
- Mastication
- Appearance and pronunciation
- Reactions after wearing dentures







For dentists, to make a suitable pair of denture for patient, we are responsible to have a good command of oral physiology.

For patients, we are supposed to protect our teeth from now on.



Wish all the people  
benefited from oral  
health in the future

Thank you for your  
liesteng

Thank you for standing  
my poor oral English for  
so long!!!